

Logic Buffered Single - Dual - Triple Independent Delay Modules

Part Number Description

XXXXX - XXX X

74ACT -- ACMDL
ACM2D & ACM3D

74F -- FAMDL
FAM2D & FAM3D

74LVC -- LVMDL
LVM2D & LVM3D

Delay Per Line (ns)

Lead Style:

Blank = Auto-Insertable DIP
G = "Gull Wing" Surface Mount
J = "J" Bend Surface Mount

Examples:

FAMDL-4 = 4ns Single 74F, DIP
ACM2D-25G = 25ns Dual ACT, G-SMD
LVM3D-30G = 30ns Triple LVC, G-SMD

GENERAL: For Operating Specifications and Test Conditions refer to page 5: FAST Logic Tables I & VI, Adv. CMOS Logic Tables II & VIII, and LVC Logic Tables III & IX. Delays specified for the Leading Edge.

Operating Temperature Range

FAST/TTL 0°C to +70°C
74ACT -40°C to +85°C
74LVC -40°C to +85°C

Temp. Coefficient of Delay:

Single 500ppm/°C typical
Dual/Triple 800ppm/°C typical

Minimum Input Pulse Width:

Single 40% of total delay
Dual/Triple 100% of total delay

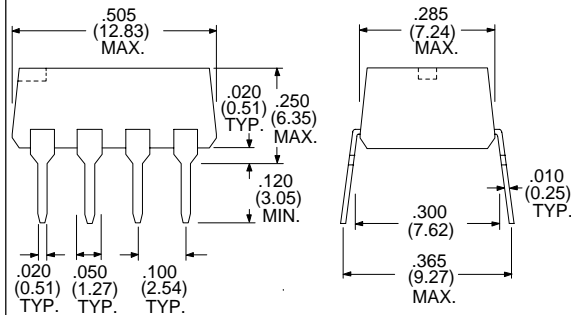
Supply Current, I_{cc} :

FAST/TTL FAMDL 25 mA typ., 48 mA max.
FAM2D 32 mA typ., 65 mA max.
FAMDL 45 mA typ., 95 mA max.

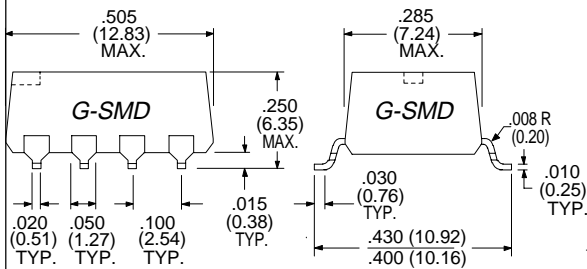
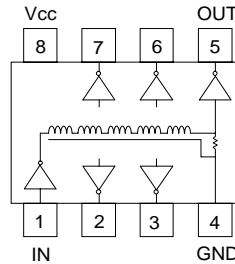
74ACT ACMDL 14 mA typ., 28 mA max.
ACM2D 23 mA typ., 52 mA max.
ACM3D 34 mA typ., 75 mA max.

74LVC LVMDL 10 mA typ., 30 mA max.
LVM2D 15 mA typ., 44 mA max.
LVM3D 21 mA typ., 64 mA max.

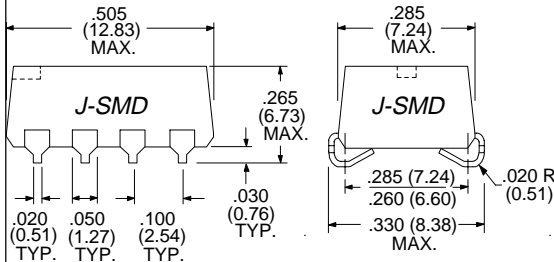
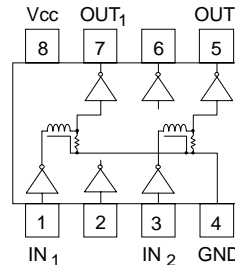
Dimensions in Inches (mm)



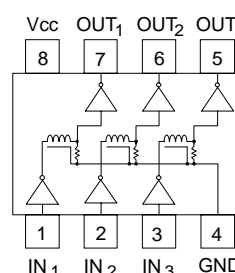
Single 8-Pin "DL" Schematic



Dual 8-Pin "DL" Schematic



Triple 8-Pin "3D" Schematic



• FAST / TTL •

Electrical Specifications at 25°C

Delay (ns)	FAST Buffered		
	Single 8-Pin P/N	Dual 8-Pin P/N	Triple 8-Pin P/N
4 ± 1.00	FAMDL-4	FAM2D-4	FAM3D-4
5 ± 1.00	FAMDL-5	FAM2D-5	FAM3D-5
6 ± 1.00	FAMDL-6	FAM2D-6	FAM3D-6
7 ± 1.00	FAMDL-7	FAM2D-7	FAM3D-7
8 ± 1.00	FAMDL-8	FAM2D-8	FAM3D-8
9 ± 1.00	FAMDL-9	FAM2D-9	FAM3D-9
10 ± 1.50	FAMDL-10	FAM2D-10	FAM3D-10
12 ± 1.50	FAMDL-12	FAM2D-12	FAM3D-12
15 ± 1.50	FAMDL-15	FAM2D-15	FAM3D-15
16 ± 1.50	FAMDL-16	FAM2D-16	FAM3D-16
20 ± 2.00	FAMDL-20	FAM2D-20	FAM3D-20
25 ± 2.00	FAMDL-25	FAM2D-25	FAM3D-25
30 ± 2.00	FAMDL-30	FAM2D-30	FAM3D-30
50 ± 2.50	FAMDL-50	---	---
75 ± 3.75	FAMDL-75	---	---
100 ± 5.0	FAMDL-100	---	---

• Advanced CMOS •

Electrical Specifications at 25°C

Delay (ns)	74ACT Adv. CMOS		
	Single 8-Pin P/N	Dual 8-Pin P/N	Triple 8-Pin P/N
4 ± 1.00	---	ACM2D-4	ACM3D-4
5 ± 1.00	---	ACM2D-5	ACM3D-5
6 ± 1.00	---	ACM2D-6	ACM3D-6
7 ± 1.00	---	ACM2D-7	ACM3D-7
8 ± 1.00	---	ACM2D-8	ACM3D-8
9 ± 1.00	---	ACM2D-9	ACM3D-9
10 ± 1.50	ACMDL-10	ACM2D-10	ACM3D-10
12 ± 1.50	ACMDL-12	ACM2D-12	ACM3D-12
15 ± 1.50	ACMDL-15	ACM2D-15	ACM3D-15
16 ± 1.50	ACMDL-16	ACM2D-16	ACM3D-16
20 ± 2.00	ACMDL-20	ACM2D-20	ACM3D-20
25 ± 2.00	ACMDL-25	ACM2D-25	ACM3D-25
30 ± 2.00	ACMDL-30	ACM2D-30	ACM3D-30
50 ± 2.50	ACMDL-50	---	---
75 ± 3.75	ACMDL-75	---	---
100 ± 5.0	ACMDL-100	---	---

• Low Voltage CMOS •

Electrical Specifications at 25°C

Delay (ns)	Low Voltage CMOS		
	Single 8-Pin P/N	Dual 8-Pin P/N	Triple 8-Pin P/N
4 ± 1.00	LVMDL-4	LVM2D-4	LVM3D-4
5 ± 1.00	LVMDL-5	LVM2D-5	LVM3D-5
6 ± 1.00	LVMDL-6	LVM2D-6	LVM3D-6
7 ± 1.00	LVMDL-7	LVM2D-7	LVM3D-7
8 ± 1.00	LVMDL-8	LVM2D-8	LVM3D-8
9 ± 1.00	LVMDL-9	LVM2D-9	LVM3D-9
10 ± 1.50	LVMDL-10	LVM2D-10	LVM3D-10
12 ± 1.50	LVMDL-12	LVM2D-12	LVM3D-12
15 ± 1.50	LVMDL-15	LVM2D-15	LVM3D-15
16 ± 1.50	LVMDL-16	LVM2D-16	LVM3D-16
20 ± 2.00	LVMDL-20	LVM2D-20	LVM3D-20
25 ± 2.00	LVMDL-25	LVM2D-25	LVM3D-25
30 ± 2.00	LVMDL-30	LVM2D-30	LVM3D-30
50 ± 2.50	LVMDL-50	---	---
75 ± 3.75	LVMDL-75	---	---
100 ± 5.0	LVMDL-100	---	---

Specifications subject to change without notice.

For other values & Custom Designs, contact factory.

FAM3D 9901



15801 Chemical Lane, Huntington Beach, CA 92649-1595
Phone: (714) 898-0960 • FAX: (714) 896-0971
www.rhombus-ind.com • email: sales@rhombus-ind.com