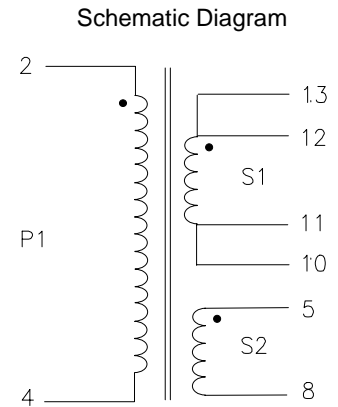


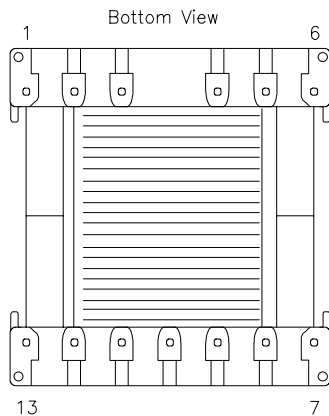
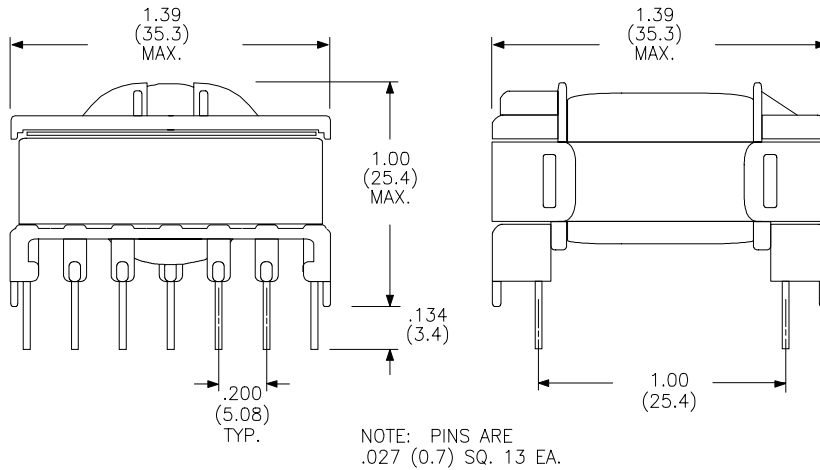
Flyback Transformer (300 Watts)

PARAMETER		Units
Inductance ⁽¹⁾	Pins 2 - 4	$8.3 \pm 25\%$
DC Resistance	Pins (2-4)	0.500 Maximum
	Pins (5-8)	0.080 Maximum
	Pins (11-12), (10 - 13)	0.012 Maximum
Dielectric Rating	Pins 2 - 4 to all secondaries	1000
		V_{DC}



1. Tested at 10 kHz and 0.100 V_{RMS}

P1 = 62 Turns
S1 = 8 Turns
S2 = 10 Turns



Physical Dimensions
inches (mm)

RHOMBUS P/N: T-872

CUST P/N:

NAME:

DATE: **6/05/00**

SHEET: 1 of 1