

Surface Mount Multiple Winding Inductor/Transformer

Well Suited for Switch Mode Power Supplies and Regulator Applications.

Operating Temperature Range:
-40°C to +85°C

Wire UL rated Class B (130°C) or better

Isolation: 500 V_{RMS} between any windings

Turns Ratio 1 : 1 : 1 : 1

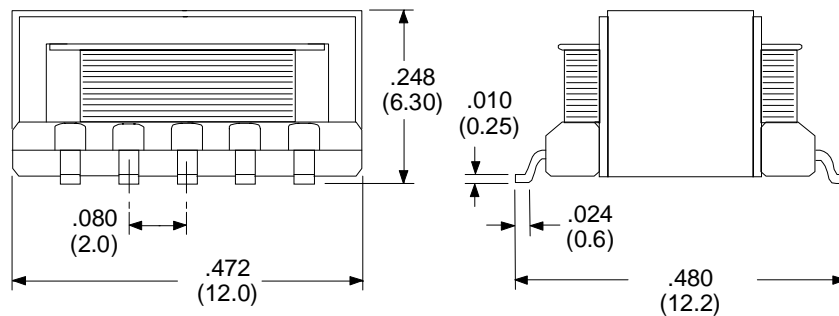
Parts shipped in anti-static trays.
Tape and reel available.

Electrical Specifications at 25°C

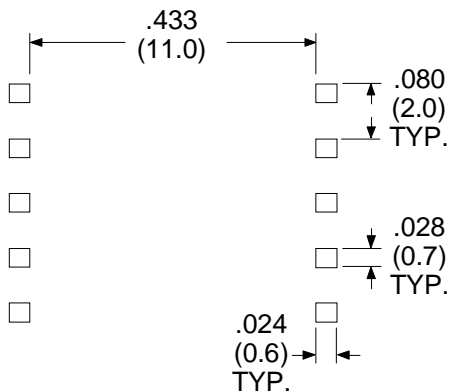
Part Number	L ⁽²⁾ (μH) Typ.	I ⁽³⁾ max. Amps	I ⁽⁴⁾ Sat Amps	DCR Max. (mΩ)
L-31302	22	1.68	1.86	50

- 1) Specifications are for all windings connected in parallel.
- 2) ±20%
- 3) Maximum rated current.
- 4) Saturation current. The current which will reduce inductance by 20%.

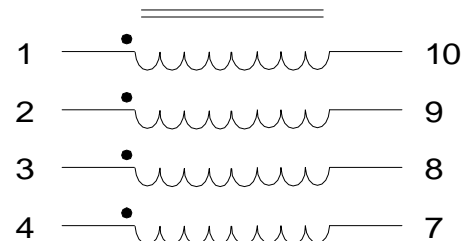
Physical Dimensions
inches (mm)



Pad Layout



Schematic Diagram



RHOMBUS P/N: L-31302	
CUST P/N:	NAME:
DATE: 01/08/02	SHEET: 1 OF 1